

1/10 R/C au TOM'S GR Supra (TT-02)

Item No: 58703



GET UP CLOSE TO THE 1/10 R/C au TOM'S GR Supra



The head light case is painted black. The lower 2 sheets are fixed to the body with screws as one part.



Door mirrors are exclusive to TOM'S GR Supra.



The body side is called the "Lateral Devil" image of the lower part of the door.



The flat upper part of the trunk, the box shape of the rear part of the fender, the diffuser, etc.



A large GT engine supported by a retractable stand is a one-piece ABS resin part.



Racing slick tires are attached to the fearless gunmetal 12-spoke wheels.

1/10 R/C au TOM'S GR Supra (TT-02)

Tamiya Item # 58703 - Wittmax Item # 545272

2021 Super GT

Tamiya is proud to announce the release of the Toyota GR Supra GT500 as a 1/10 R/C model assembly kit based on the TT-02 chassis.



The GR Supra GT500 was developed in accordance with GT500 class regulations as a replacement for the LEXUS LC500 which flourished in three seasons from 2017 to 2019.


With the streamlined car design of the roadgoing GR Supra, this racing car features a carbon monocoque frame, dedicated aerodynamic components and transmission, plus a 2,000cc inline 4-cylinder direct injection turbo-charged engine "R14AG."



About the Model

- This is a 1/10 scale R/C model assembly kit. Length: 466mm, width: 188mm, height: 125mm. Wheelbase: 257mm.
- The powerful form of the GR Supra GT500 is captured in style by a lightweight, rigid polycarbonate body (clear) with separate polycarbonate front light cases (LEDs are not attachable) and canards.
- Separate black ABS resin parts realistically depict distinctive side mirrors and a large rear wing.
- The model utilizes the shaft-driven 4WD TT-02 chassis which features superior adaptability and stability.
- 12-spoke gun metal wheels are paired with racing slick tires.
- Comes with stickers and masking stickers for use in the paint job.
- Comes with Tamiya Type 540 motor.
- Please note, this version is without Radio and ESC, we recommend the RC set and ESC from Mstyle.





TT-02: Adaptable, balanced shaft driven 4WD

The shaft-driven 4WD TT-02 chassis employs a longitudinal layout with the battery on the left and the motor on the right, to give excellent stability. In addition, it features identical left and right suspension arms and uprights for ease of assembly, plus easy-to-maintain gearboxes.

It is a highly adaptable chassis, as it offers 2 different wheelbases, 2 ground clearance settings and 2 tread set-ups in addition to a range of 10 possible gear ratios.

It is not short on looks either, with brake disc-shaped wheel hubs and stylish front bumper supports. Black 10-spoke wheels use tread patterned semi-pneumatic tires.

au TOM'S GR Supra
(TT-02 CHASSIS)

1/10 SCALE R/C 4WD
HIGH PERFORMANCE RACING CAR
(ON-ROAD USE ONLY. 2200mAh専用)

1/10 電動RC4WDレーシングカー au TOM'S GR Supra (TT-02 シャーシ)

※COOPIT PARTS AND DRIVER NOT INCLUDED. 非電動パーツ、ドライバーは別途お求めください。

TT-02
CHASSIS
SHAFT DRIVEN 4WD

TAMIYA

- ★READY TO ASSEMBLE RADIO CONTROL MODEL KIT
- ★FRONT AND REAR DOUBLE WISHBONE SUSPENSION
- ★COIL SPRING DAMPED SUSPENSION SYSTEM ★HIGHLY DETAILED BODY SHELL

RADIO CONTROL 4WD HIGH PERFORMANCE RACING CAR

SHAFT DRIVEN 4WD SYSTEM ASSEMBLY KIT 組み立てキット

※Model may vary from image on box. ※写真とは異なる場合があります。

MABUCHI RS-540 TORQUE TUNED MOTOR Included (1431079-000)